

WAT-30HD/CS

1/3" Ultra-compact HD-SDI Color Camera

Ultra-compact design with Full HD 1920×1080p CMOS sensor

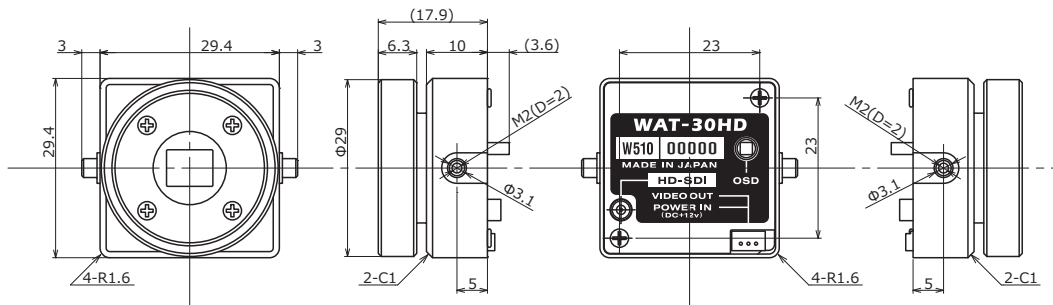


※No CE & FCC

Key features

- Only 30mm square with 27.5g achieves 2.1 Megapixel HD-SDI
- “Double shutter” & “Digital” wide dynamic range selectable
- Advanced setting available by OSD (On Screen Display) through on-camera joystick
- SD/analogue output for checking image at set up

Dimensions

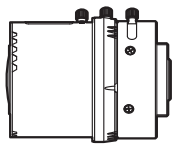


Specifications

Pick-up element	1/3 inch CMOS image sensor	
Number of effective pixels	1944(H) × 1092(V)	
Unit cell size	2.75μm × 2.75μm	
Imaging system	RGB primary color bayer arrangement mosaic filters on chip	
Synchronizing system	Internal	
Scanning system	Progressive	
Video outputs	HD-SDI	
Output format	Composite : 1.0 V(p-p) 75Ω (Unbalanced)	
Resolution (H)	1080/30p, 1080/25p, 720/60p※, 720/50p※, NTSC, PAL ※Imaging 30/25 fps	
Minimum illumination	More than 900 (Center)	
S/N	0.05 lx F1.2 (AGC ON=60dB, Shutter=OFF)	
Function settings	0.005 lx F1.2 (AGC ON=50dB, Shutter=x32)	
AE mode	More than 52dB (AGC OFF=12dB, γ≐0.45)	
White balance	OSD : Joystick	
AGC	Fixed	1/30, 1/60, 1/120 sec. ※1080/30p, 720/60p mode
	EI	1/25, 1/50, 1/100 sec. ※1080/25p, 720/50p mode
		1/250, 1/500, 1/1000, 1/2000, 1/4000, 1/8000, 1/16000, 1/30000 sec.
		1/30 - 1/30000 sec. ※1080/30p, 720/60p mode
		1/25 - 1/30000 sec. ※1080/25p, 720/50p mode
		x32 - 1/30000 sec.
		ATW, PWB, MWB
	ON	12 - 60dB (Max. 12 - 60dB)
	OFF	12dB
		—
		Digital Auto, Manual
		γ≐0.45
		3DNR OFF/ON Level adjustable
		WDR OFF/ON Level adjustable, D-WDR OFF/ON
		—
		BLC, HSBLC
		Up to 1024 pixels
		Level adjustable
		OFF/ON Level adjustable
		ZOOM (x1.0 - x20.0)
		16 masks
		OFF, V-FLIP, H-FLIP, HV-FLIP
		—
		OFF/ON 1areas arbitrarily configurable
		—
		MMCX (HD-SDI), 3P connector (Composite Video, Power in)
		DC+12V±10%
		1.44W (120mA)
		-10 - +50°C
		-20 - +60°C
		80% RH or less / 95% RH or less (Without condensation)
		CS mount
		Approx. 27.5g
		Cable with connectors

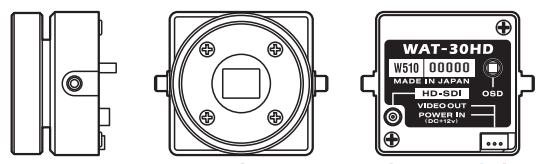
Accessories
 Options

CS-mount lens(es)

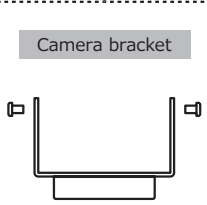


M13VM288IR

WAT-30HD/CS




Camera bracket



B001

Stand




MS50

C-mount Lenses

※Not in our lineup

C-mount adaptor

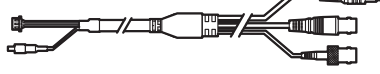


30CMA-R

Cables

- 1.5C2V (BNC/BNC)
- 3C2V (BNC/BNC)
- 3C2V (BNC/RCA)

Cable with connectors



(L=500mm)

Monitor

※Not in our lineup

Power supply adaptors

- SWI12-12-N-P5
- SWI12-12-E-P5

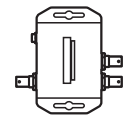
Cables

- 3CFW (BNC/BNC)

DVR

※Not in our lineup

HD-SDI Converter



VPC-SH2STD

Monitor

SDI Input

※Not in our lineup

Monitor

※Not in our lineup

HDMI cable

※Not in our lineup

