

# XTS PRODUCT GUIDE

Strategic Marketing  
**Dosson di Casier (TV)**  
4 April, 2018

Rev. 01

Copyright 2017 CAME S.p.A.  
All rights reserved

**CAME** 

[CAME.COM](http://CAME.COM)



# INDEX

1

## RANGE OVERVIEW

*Page 3*

5

## COMPETITORS BENCHMARK

*Page 33*

2

## FUNCTIONAL SCHEMES

*Page 10*

6

## MAIN COMPONENTS

*Page 46*

3

## VALUE PROPOSITION

*Page 21*

7

## CODES MANAGEMENT

*Page 53*

4

## APPS

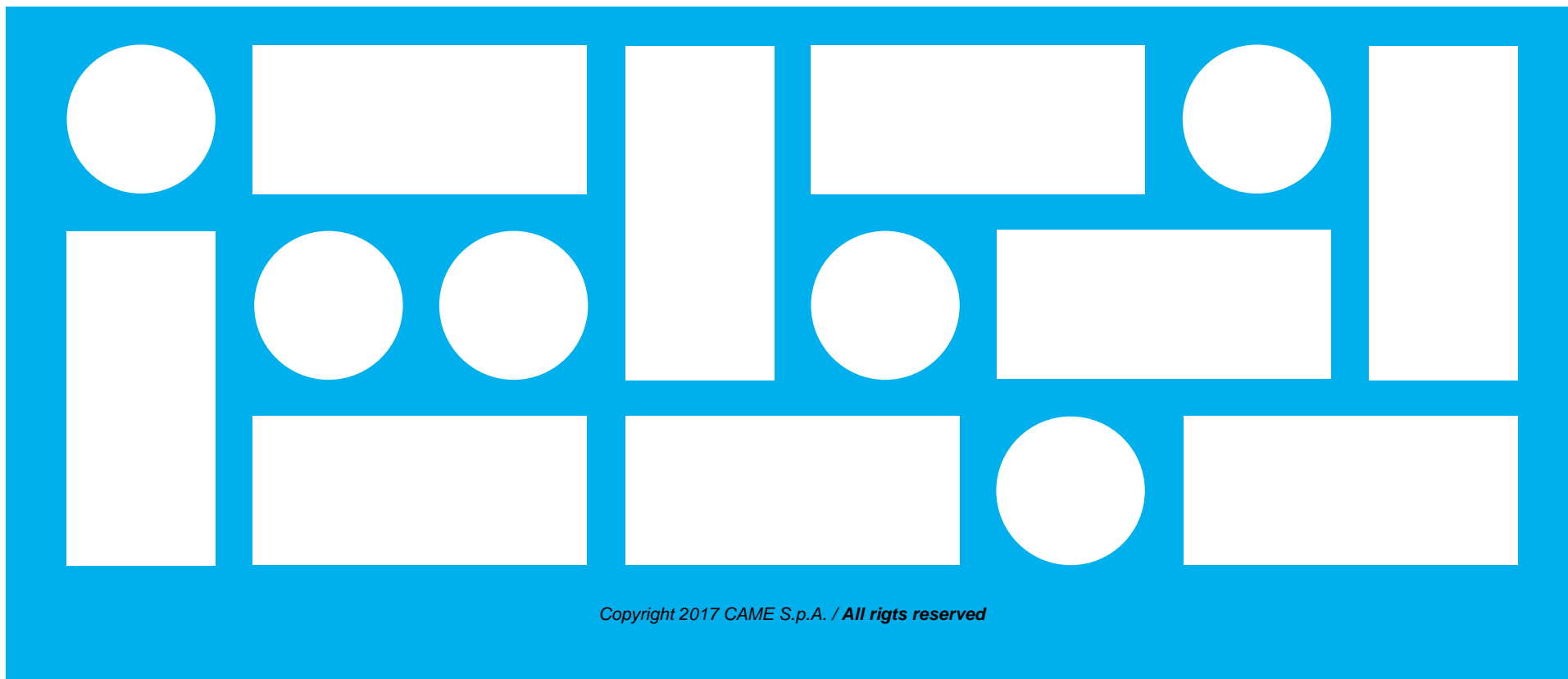
*Page 29*

8

## TECHNICAL DATA

*Page 61*











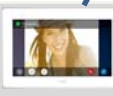
## 1. RANGE OVERVIEW



Copyright 2017 CAME S.p.A. / All rights reserved

## RANGE OVERVIEW

### CAME-BPT monitors' range: new XTS premium receiver

Unit	Type	Protocol	Handset	Hands free				
Receivers	Audio	IP						
		X1	 AGATA	 PERLA	IP entry level segment		Similar price segment of Futura IP	
	Video	IP		 XTS 5IP	 FUTURA IP	 XTS 7IP		
		X1	 AGATA	 PERLA	 OPALE 3,5"	 FUTURA X1/X2	 OPALE W	 XTS 7 WiFi
								Over the Opale W price segment

# RANGE OVERVIEW

## Developed items

























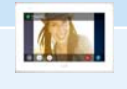



Monitors*				
Kits	 LVC/01	 MTMV IP		
Accessories	FOR ALL TECNOLOGIES	 TABLE MOUNT 7"/ 5"	 EMBEDDING BOX 7"/ 5" (wall and plasterboard)	
	X2		IP360	
	7" WiFi		7" WiFi	5"

\*Note: **BF version** for 7" IP and 7" X2 in **WHITE** colour ONLY.










## COMMERCIAL DESCRIPTION

### How to read it

	Display	System	Colour	WiFi on board	Magnetic loop
<b>XTS</b>	<p>“7” = 7in</p> <p>“5” = 5in</p>	<p>“ ” = X2</p> <p>“IP” = IP360</p>	<p>“WH” = WHITE</p> <p>“BK” = BLACK</p>	<p>“ ” = NO</p> <p>“WIFI” = YES (“WF” = YES for BF version ONLY)</p>	<p>“ ” = NO</p> <p>“BF” = YES</p>

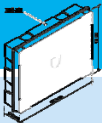
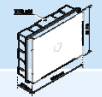
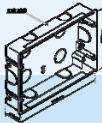
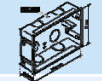


		Product Code	Model	Colour	Power supply	WiFi	Display	Wall Mount	Flush Mount	Note
Monitor	X2	840CH-0030	XTS 7 WH WIFI		Local 14-18 Vdc		7" Full Touch Screen 1024 x 600 px			
		840CH-0040	XTS 7 BK WIFI		Local 14-18 Vdc		7" Full Touch Screen 1024 x 600 px			
	IP360	840CH-0050	XTS 7 WH WFBF		Local 14-18 Vdc		7" Full Touch Screen 1024 x 600 px			Magnetic loop
		840CH-0060	XTS 7IP WH WIFI		PoE or local 14-18 Vdc		7" Full Touch Screen 1024 x 600 px			
		840CH-0070	XTS 7IP BK WIFI		PoE or local 14-18 Vdc		7" Full Touch Screen 1024 x 600 px			
		840CH-0080	XTS 7IP WH WFBF		PoE or local 14-18 Vdc		7" Full Touch Screen 1024 x 600 px			Magnetic loop
		840CH-0090	XTS 5IP WH		PoE or local 14-18 Vdc		5" Full Touch Screen 800 x 480 px			
		840CH-0100	XTS 5IP BK		PoE or local 14-18 Vdc		5" Full Touch Screen			

kits

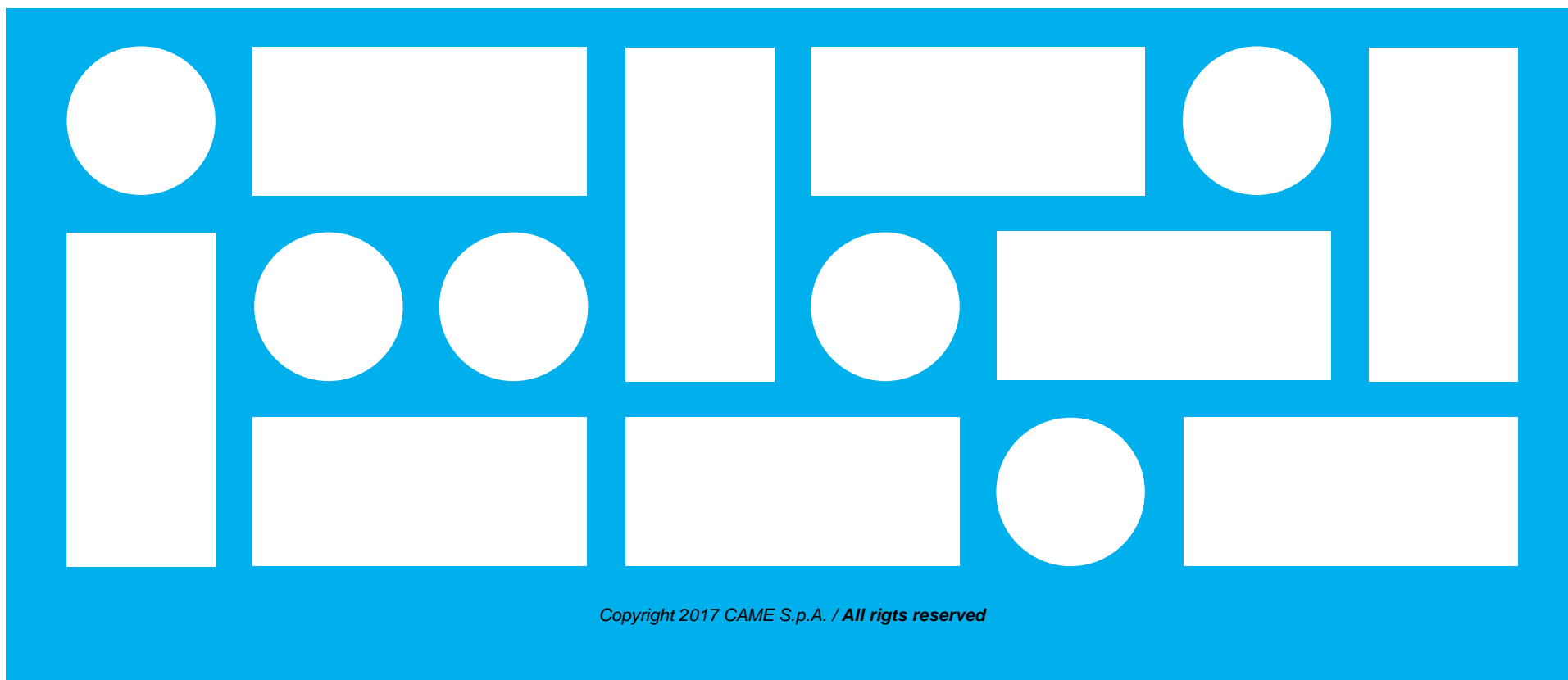
ProductCode	Model	System 	Monitor	Entry panel 	Power supply	WiFi 	Note
8K40CF-008	XTS 7LVKIT		n.1 XTS 7 WH WIFI	 LVC/01	VAS/100.30		Up to 4 mobile devices support
8K40CF-009	XTS 7LVKIT-BF		n.1 XTS 7 WH WFBF	 VC/01	VAS/100.30		Up to 4 mobile devices support Magnetic loop
8K40CF-010	XTS 7IPMTMVKIT		n.1 XTS 7IP WH WIFI	MTM VIP	4 PORTS POE switch (XNS04P)		Up to 19 mobile devices support



## Accessories

Product Code	Model	Visual	Compatibility	Installation	Note
840XC-0080	XTS 7SI		7.0"	Flush, Masonry	
840XC-0090	XTS 5SI		5.0"	Flush, Masonry	
840XC-0100	XTS 7SIC		7.0"	Flush, Plasterboard	
840XC-0110	XTS 5SIC		5.0"	Flush, Plasterboard	
840XC-0120	XTS 7KT		7.0"	Table	CAT5 3m-long patch cable included
840XC-0130	XTS 5KT		5.0"	Table	CAT5 3m-long patch cable included

## 2. FUNCTIONAL SCHEMES (INSTALLATION EXAMPLES)



## Functional Schemes

### Installation Example, X2+Wi-Fi

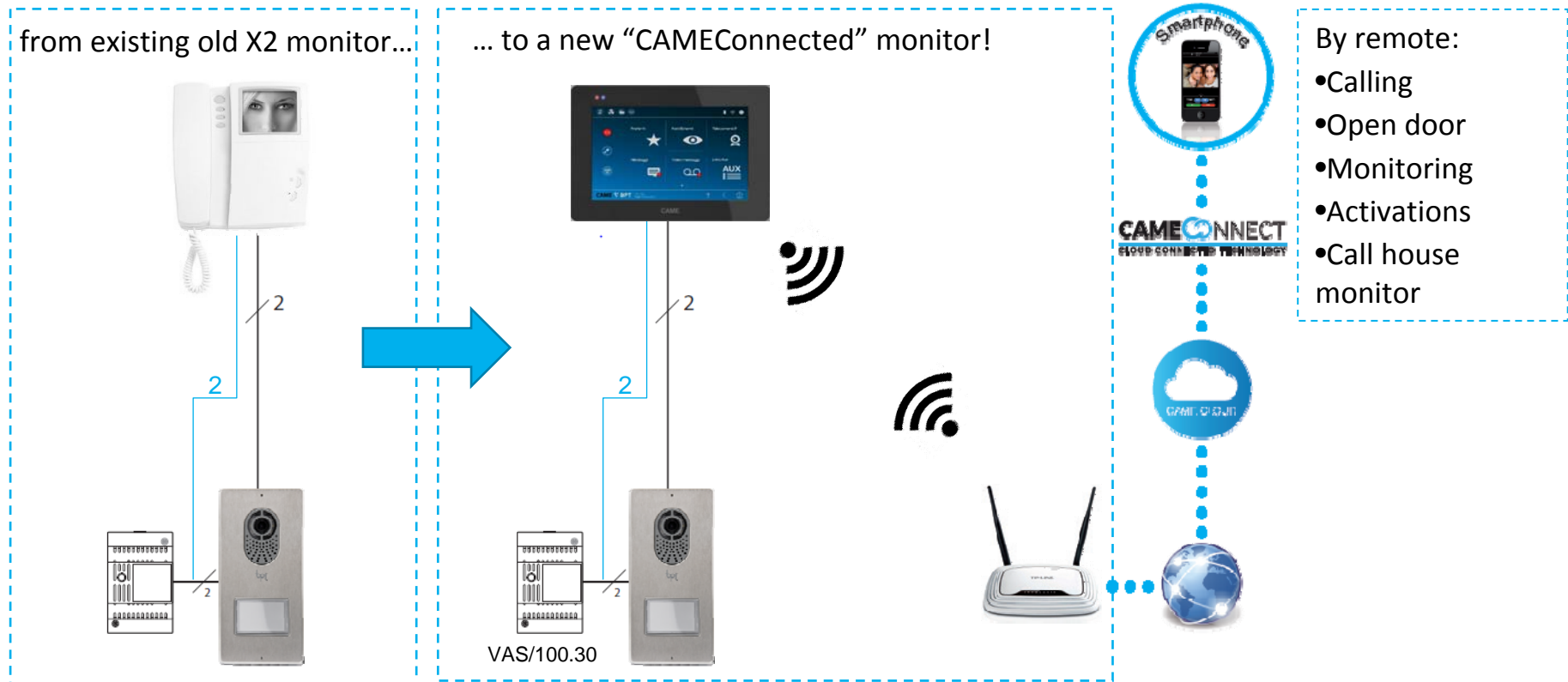
*Single-family kit, single monitor connected to CameConnect.*

**Up to 4 Apps**



## Functional Schemes

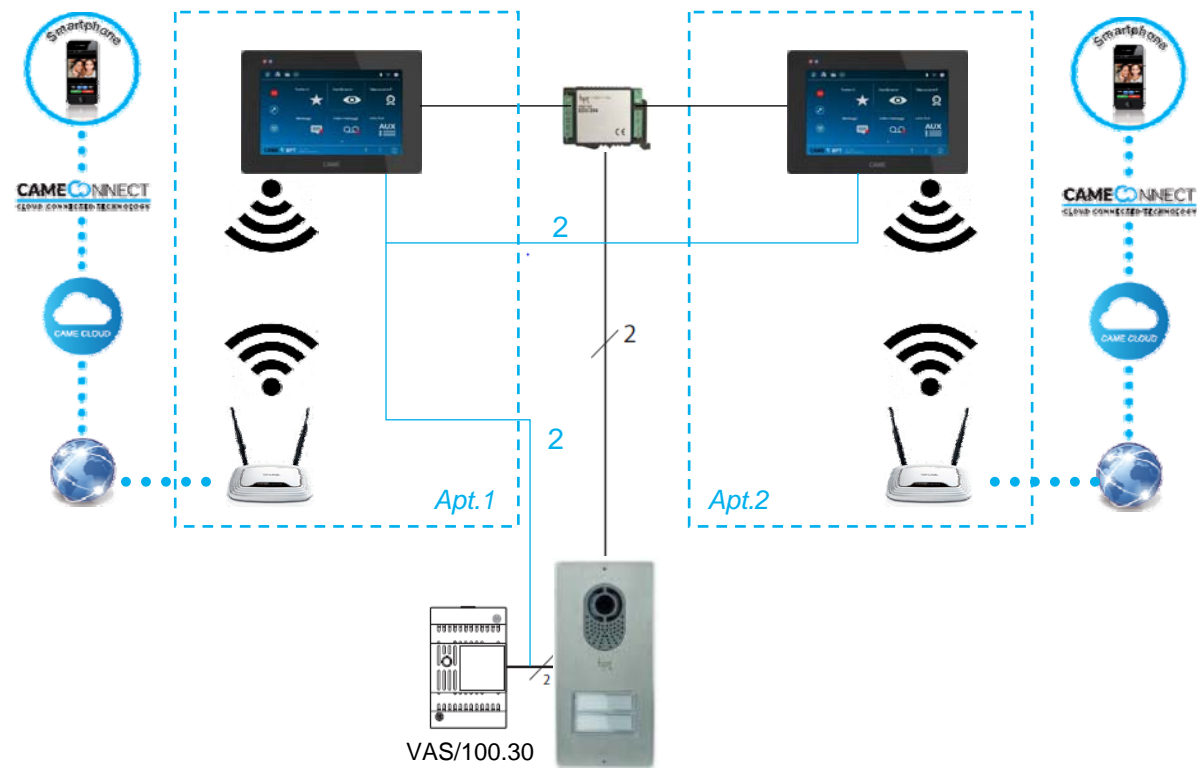
### Installation Example, X2+Wi-Fi on retrofit



## Installation Example, X2+Wi-Fi

*two-family kit, single monitor  
per apartment connected to  
CameConnect*

**Up to 4 Apps per apartment**



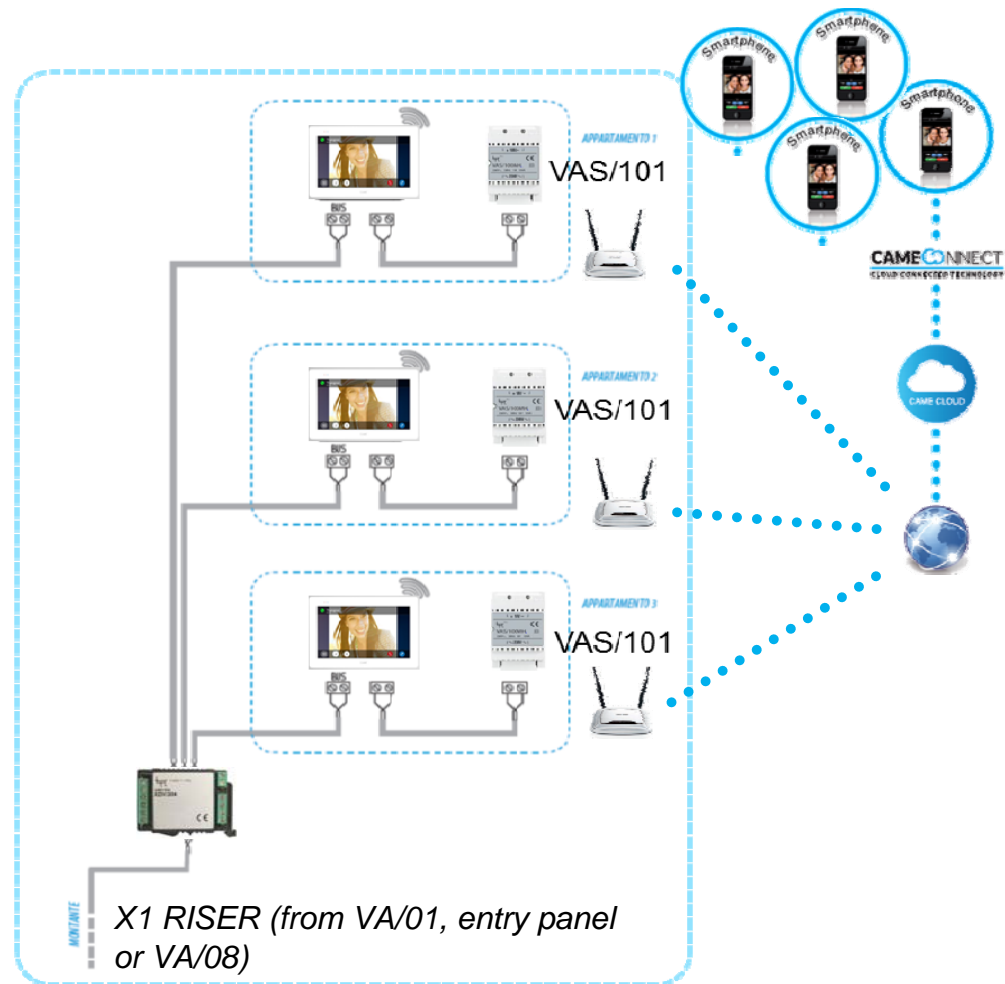
## Functional Schemes

### Installation Example, X2+Wi-Fi

*Multi-dwelling, single monitor per apartment connected to CameConnect.*

**Local power supply** via VAS/101 mandatory for each XTS 7

**Up to 4 Apps** per apartment

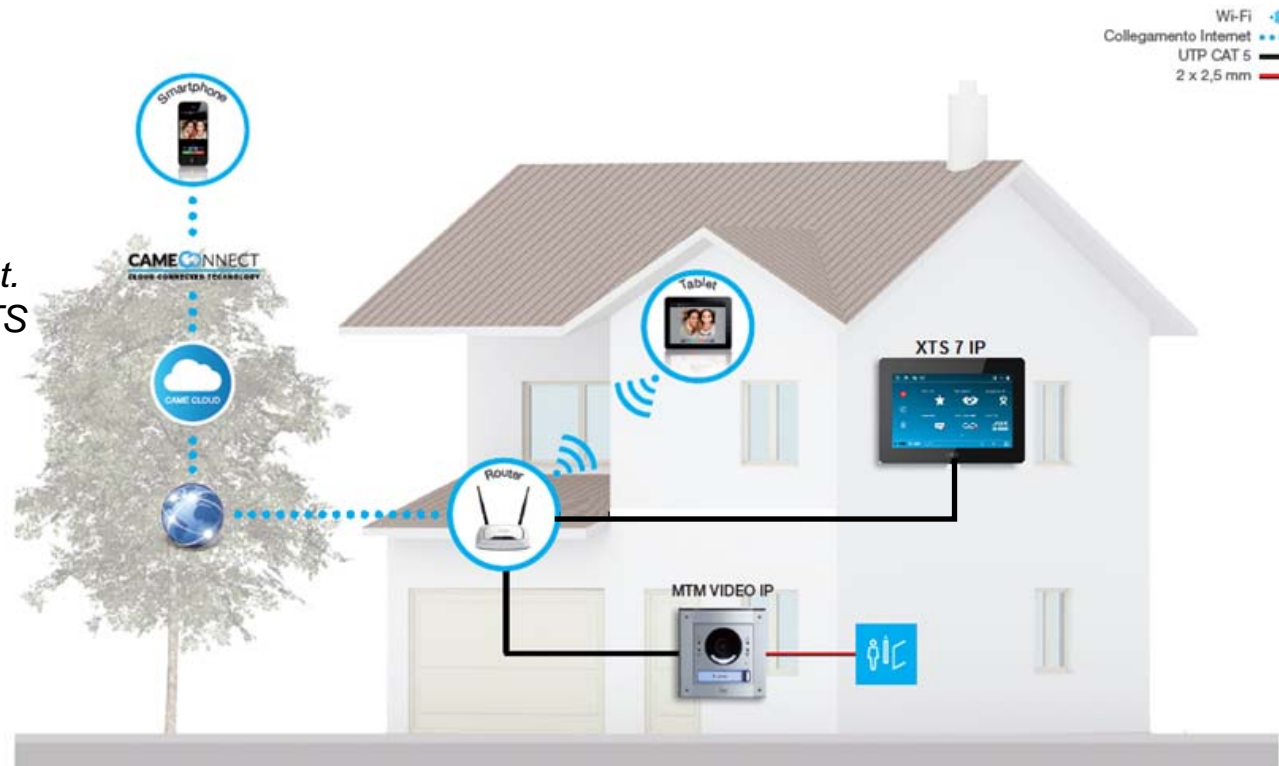


## Functional Schemes

### Installation Example, 7" IP+Wi-Fi (1/2)

*Single-family kit, MTMV/IP  
connected to CameConnect.*

**Up to 20 devices per apartment.**  
*No need to activate Wi-Fi on XTS  
(redundant)*



## Functional Schemes

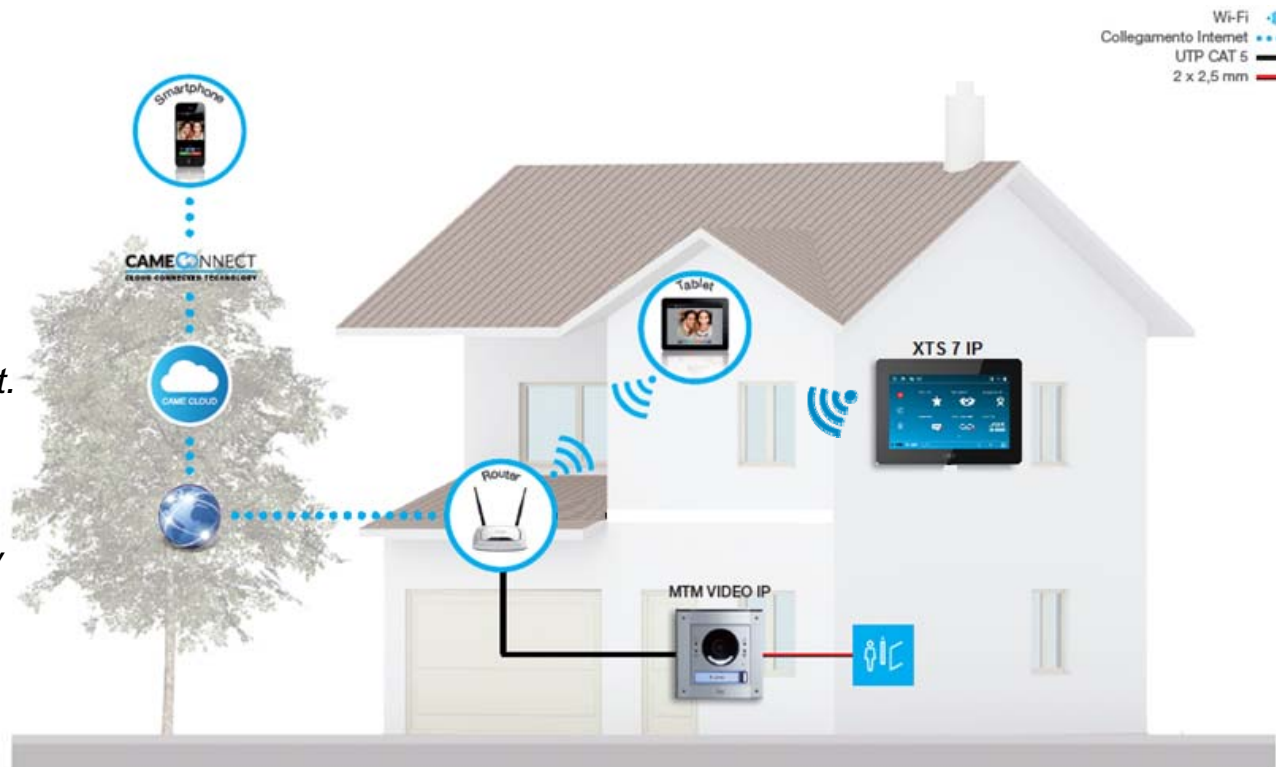
### Installation Example, 7" IP+Wi-Fi (2/2)

*Single-family kit, single monitor connected to CameConnect*

#### Wireless intercom!

**Up to 20 devices per apartment.**

*[the solution is suggested if the monitor is close to the Wi-Fi AP and the Wi-Fi signal detected by the XTS is very good]*

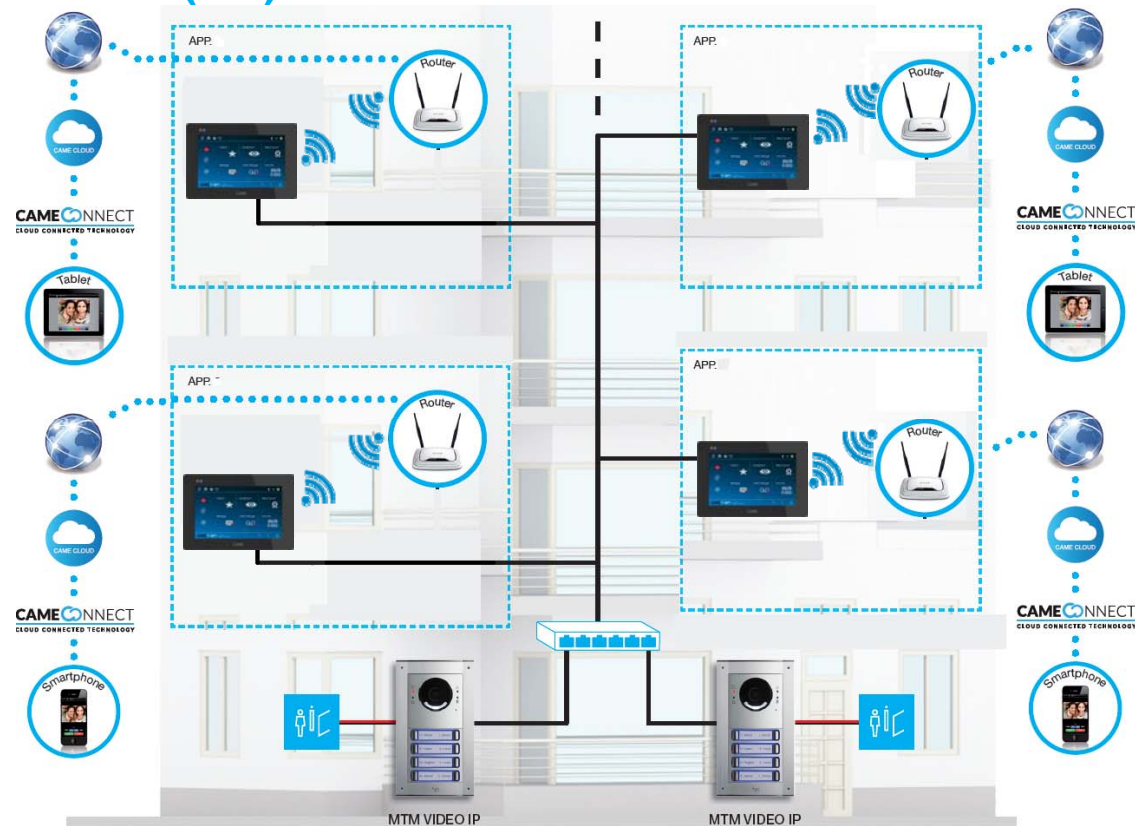




## Installation Example, 7" IP+Wi-Fi (1/2)

*Multi-dwelling, single monitor per apartment connected to CameConnect*

**Up to 20 devices per apartment**  
among monitors & Apps



## Functional Schemes

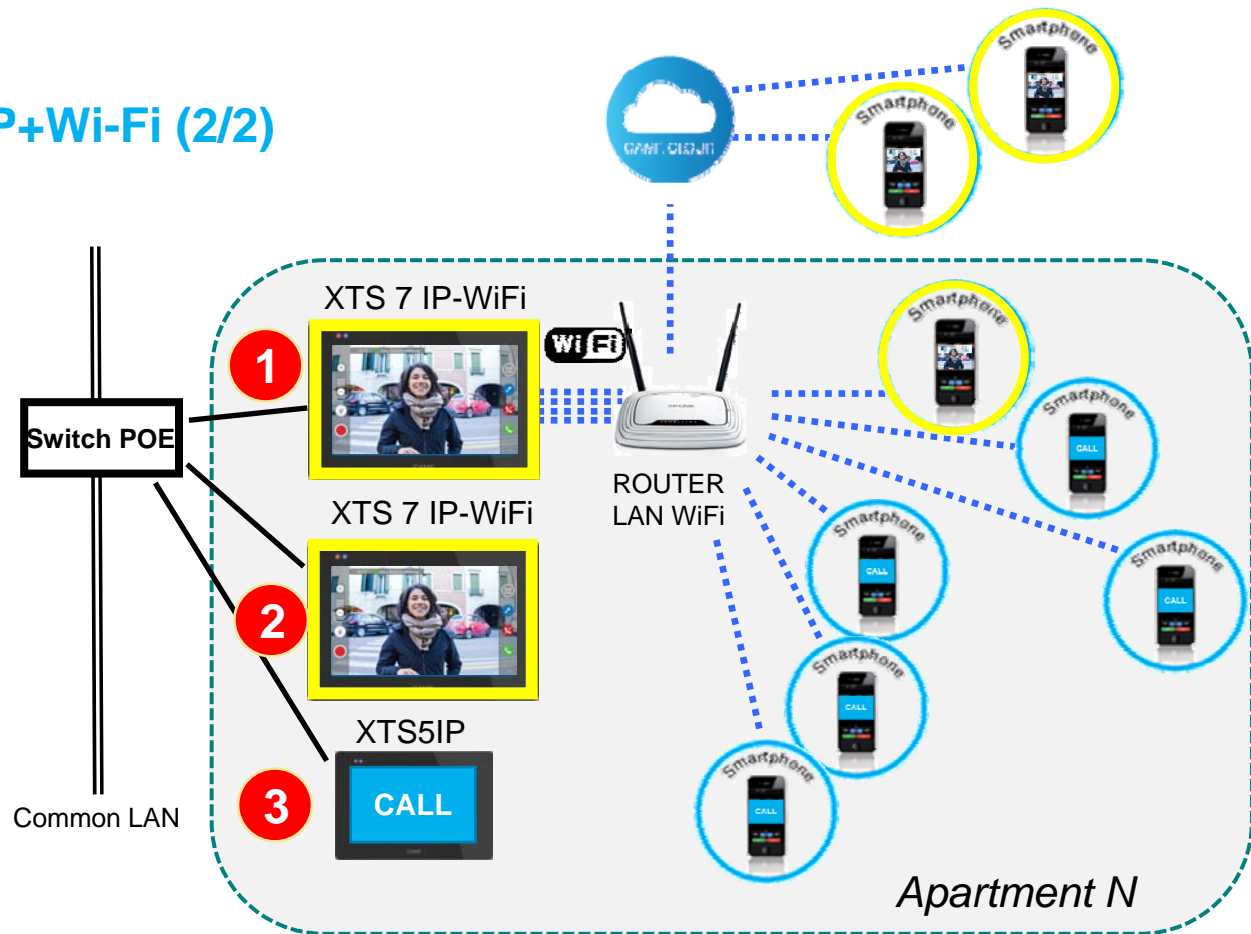
### Installation Example, 7" IP+Wi-Fi (2/2)

3 monitors in a single apartment:

- XTS 7IP **1** the Master
- XTS **2** **3** d APPs are Slaves
- Up to 20 devices in simultaneous ring:

- **Max 5 with Video preview** (including the Master), the others only ring
- If the call is answered by an «in ring audio» device, **it gets the audio/video call**

-Intercom call from App to monitors allowed

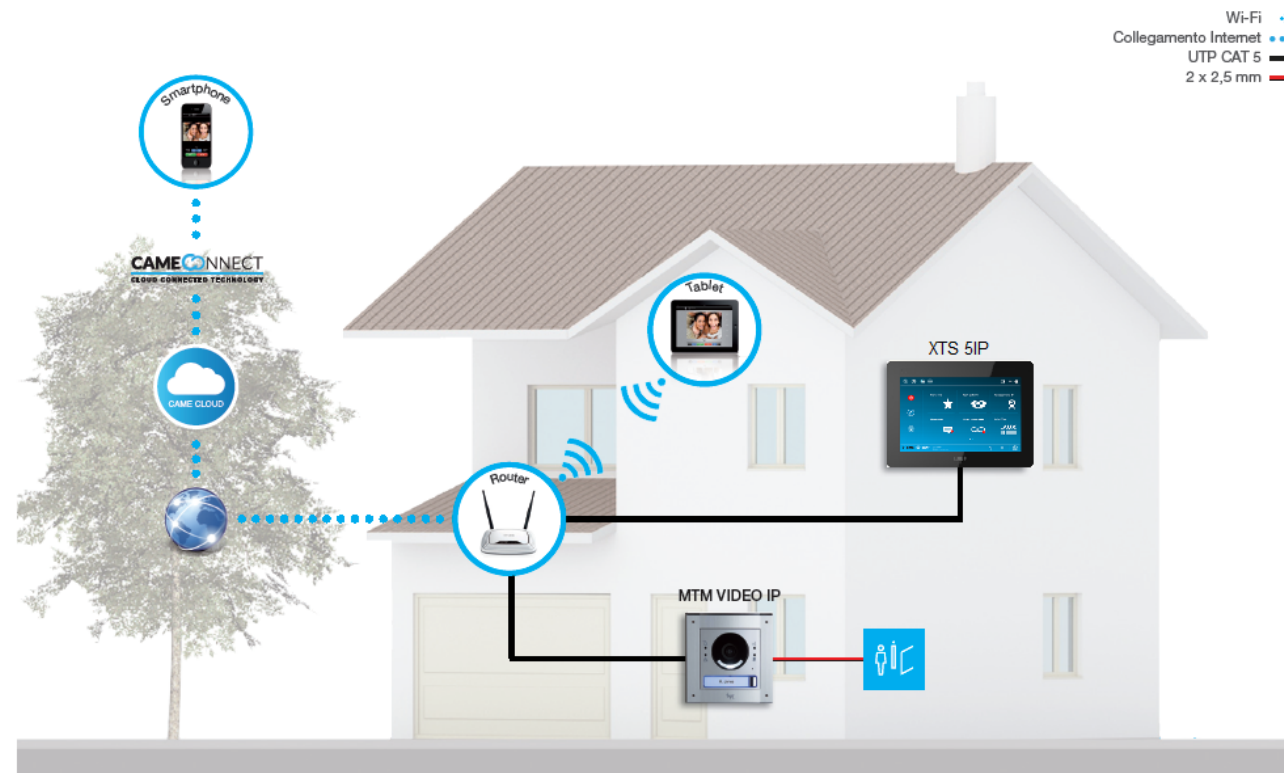


## Functional Schemes

### Installation Example, 5" IP

*Single-family kit*

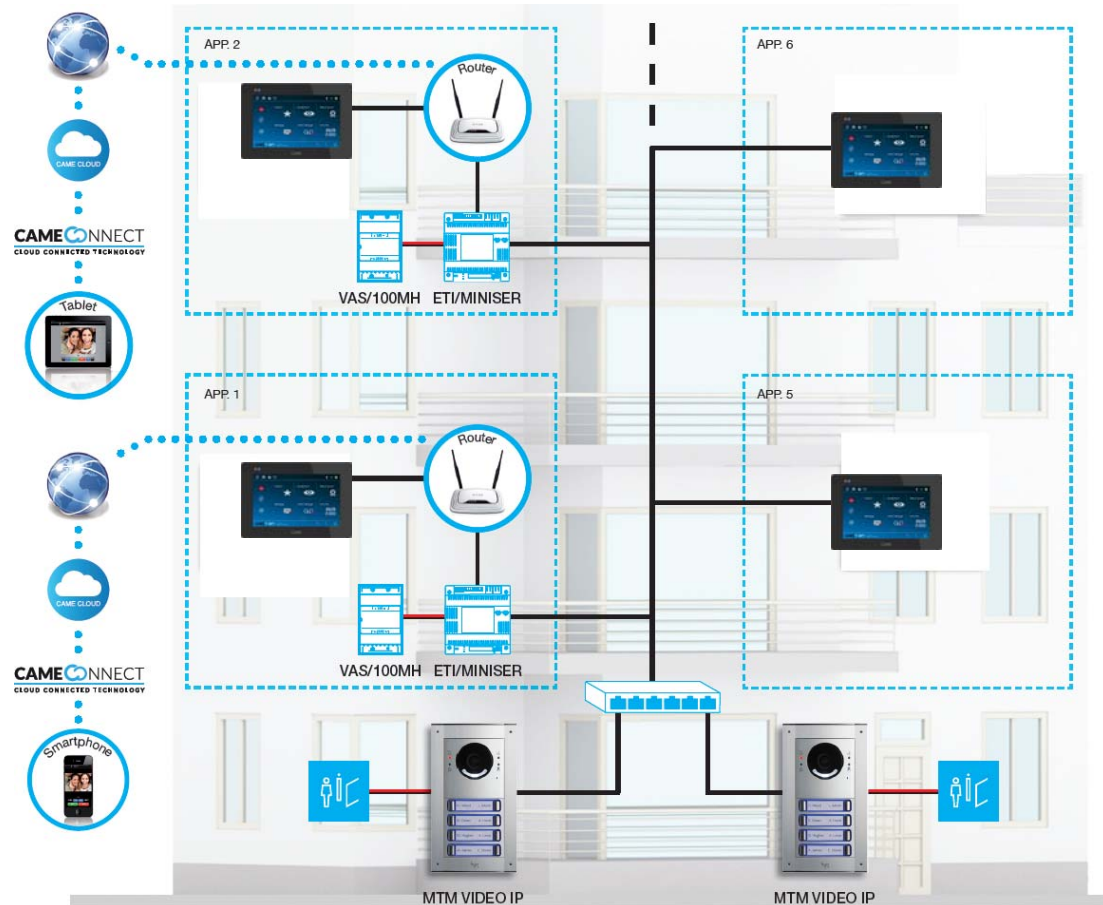
*Connection to CameConnect  
via serverless entry panel.*



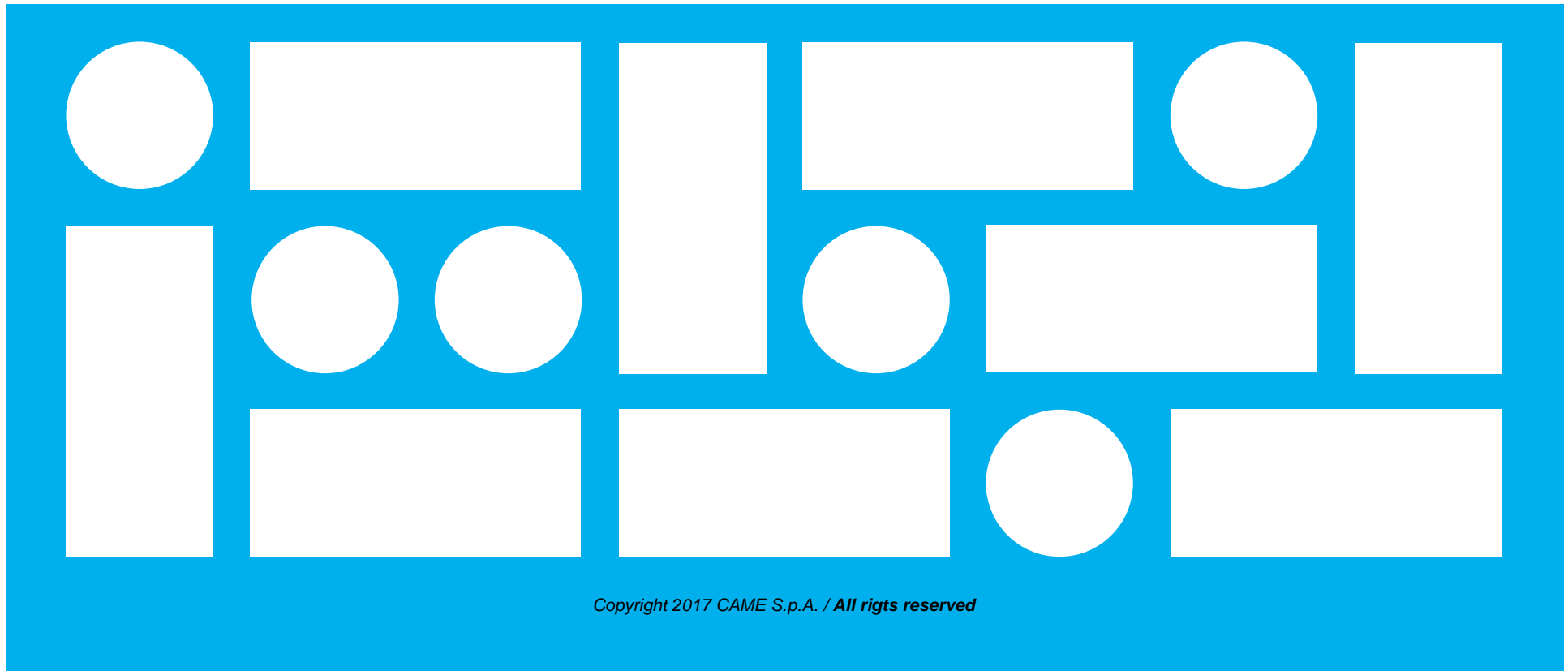
## Functional Schemes

### Installation Example, 5'' IP

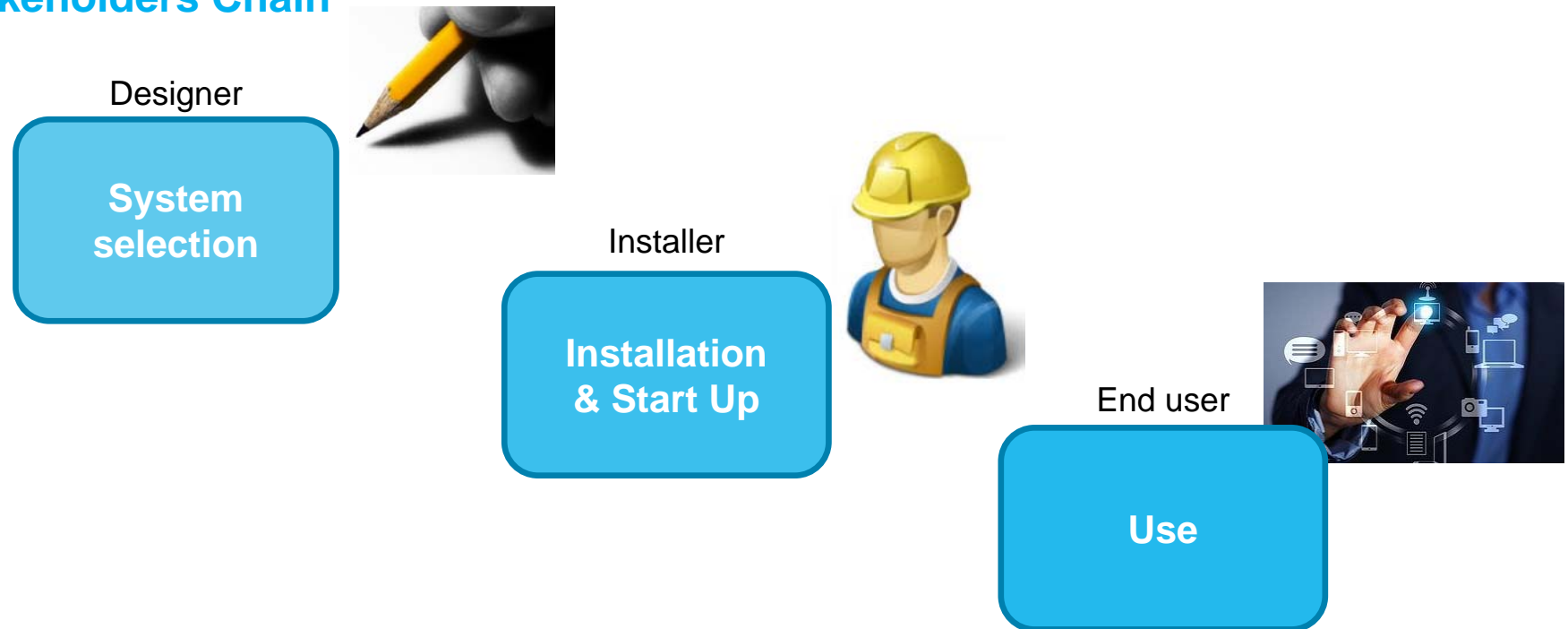
*Multi-dwelling, single monitor  
per apartment, connection to  
CameConnect via  
ETI/miniSER*



### 3. VALUE PROPOSITION



## Value Proposition Stakeholders Chain



## Value Proposition

### System selection

- **Wide range of models**, IP or 2-wires with Wi-Fi
- Sleek design and **customizable user interface**
- **Compatible** with existing CAME-BPT systems
- Up to date technology with **Full Touch Screen display + Wi-Fi**
- Compatible with **IP CCTV** system
- 7" versions **can compete** with existing Wi-Fi monitors (Bticino Classe 300X)



## Value Proposition

### Installation & Start Up

- **Ease of replacement** on retrofits (XTS 7)
- **Fast installation** thanks to magnets
- **Wireless installation option**
- Plenty of configuration options with PCS/XIP software and **UI Creator**
- Complete **set of accessories** for easy-installation (back-box for masonry and plasterboards, table mount)





## Value Proposition

### End user

- Latest **tablet-like** user experience
- **Never miss a call** even remotely
- **Remote management** by mobile device:
  - ✓ open the door
  - ✓ switch on the lights
  - ✓ monitor your cameras
  - ✓ consult the video voicemail
  - ✓ call your house

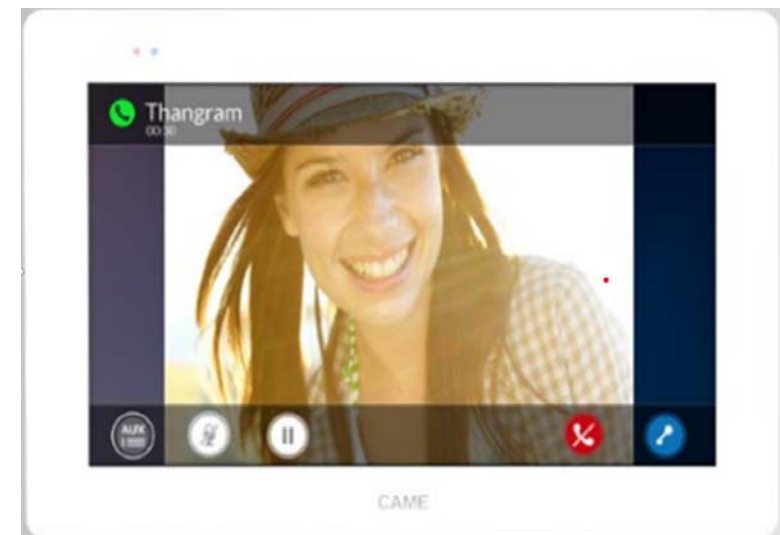


## Value Proposition

### Functions, 7" X2+Wi-Fi

New special features:

- Full touch screen display with Moth-Eye anti-reflective technology
- Simple smart Graphical User Interface (GUI)
- Wi-Fi on board to connect to the router
- CameConnect management - 4 mobile devices support
- Video voicemail (100 messages)
- Automatic door-opening

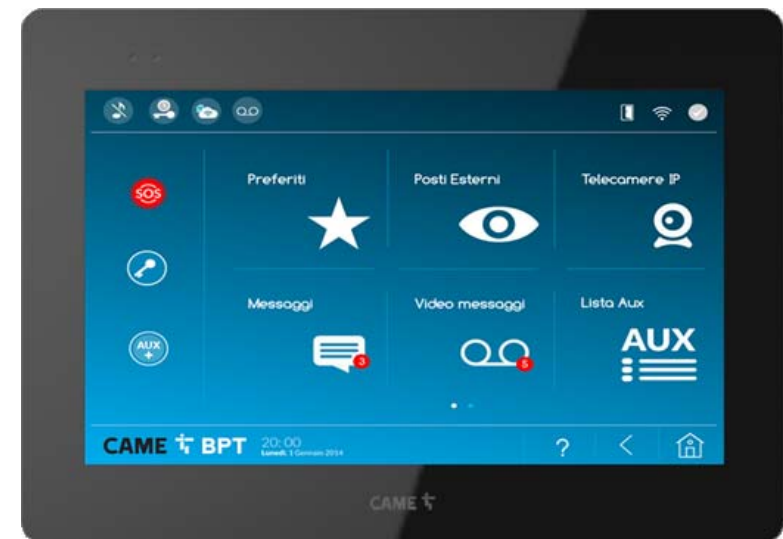


## Value Proposition

### Functions, 7" IP+Wi-Fi

New special features:

- Full touch screen display with Moth-Eye anti-reflective technology
- Simple smart Graphical User Interface (GUI)
- Customizable UI
- Wi-Fi on board to connect to the router
- CameConnect management - 19 devices support
- Full Text messaging (receive and send) with chat-style management \*
- Configurable AUXs (re-naming)
- Video voicemail (100 messages)
- Automatic door-opening



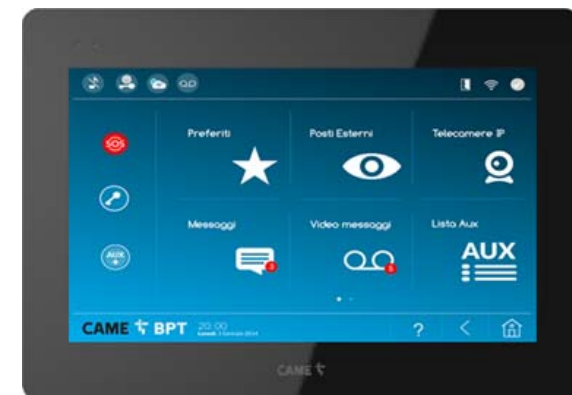
\*Note: IP360 system feature. Not available for product launch. Availability TBD

## Value Proposition

### Functions, 5'' IP

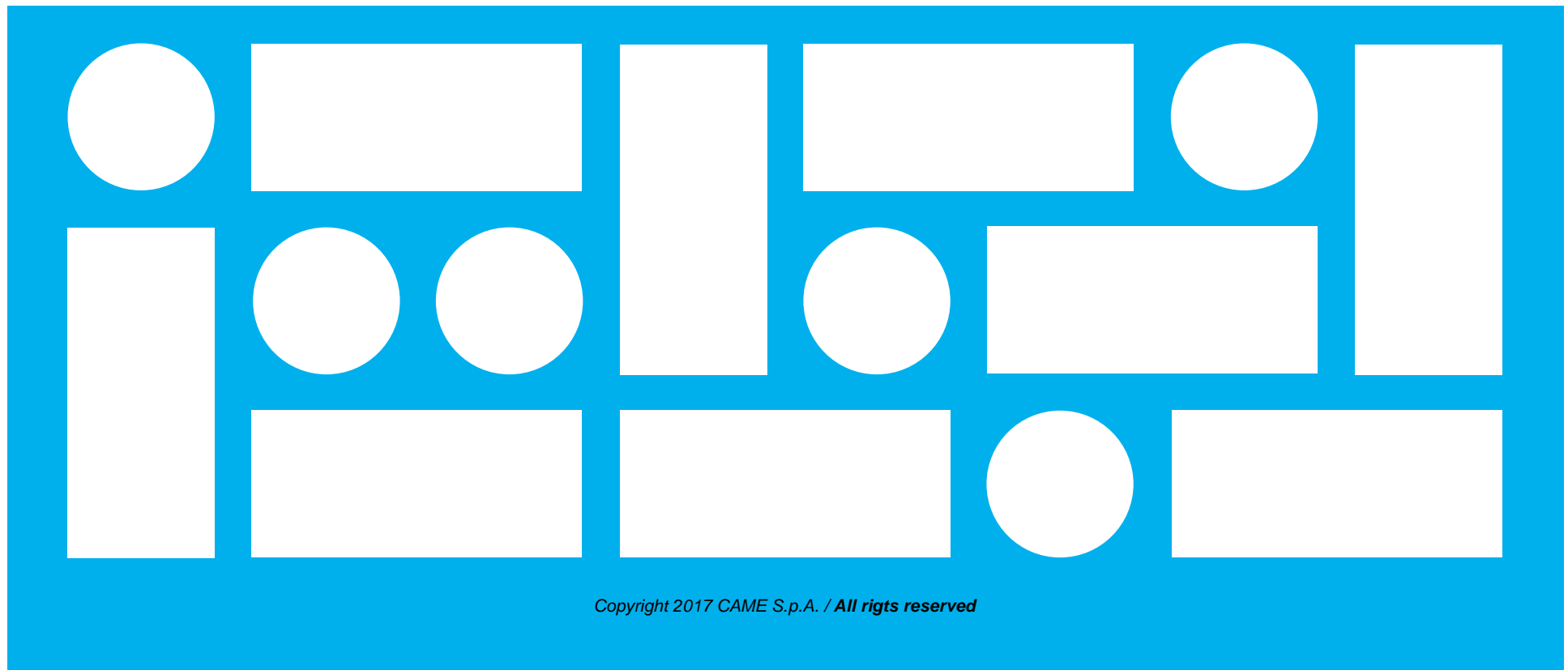
New special features :

- Full touch screen display with Moth-Eye anti-reflective technology
- Simple smart Graphical User Interface (GUI)
- Customizable UI
- Full Text messaging (receive and send) with chat-style management \*
- Configurable AUXs (re-naming)
- Video voicemail (100 messages)
- Automatic door-opening



\*Note: IP360 system feature. Not available for product launch. Availability TBD

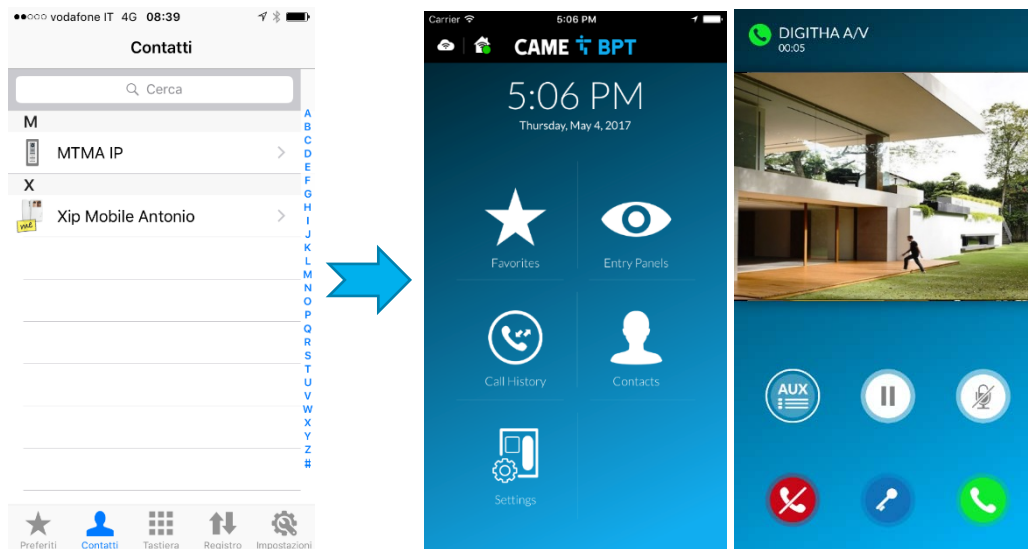
## 4. APPS AND INTEGRATION



Copyright 2017 CAME S.p.A. / All rights reserved

# Apps

## New VideoEntry App for iOS

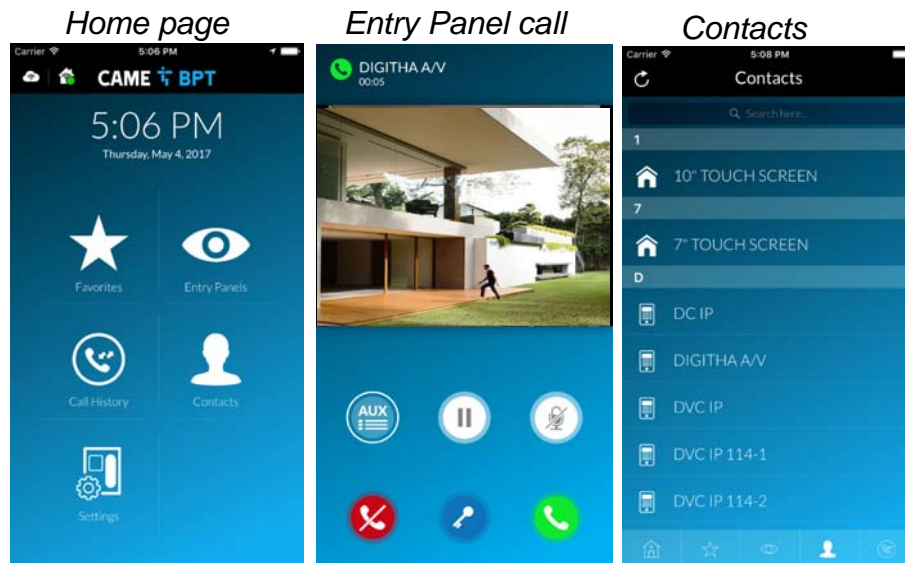


### Main Features:

- Greatly **improved look-and-feel and user experience** both for iPhone and iPad vs old XipMobile App
- Family feeling with XTS monitor GUI**
- Fully support of iOS >= 10**
- Support of new iOS **PushKit notifications** for waking up the phone when a call is received and **reducing battery consumption**

## Apps

### New VideoEntry App for iOS



#### Functionality:

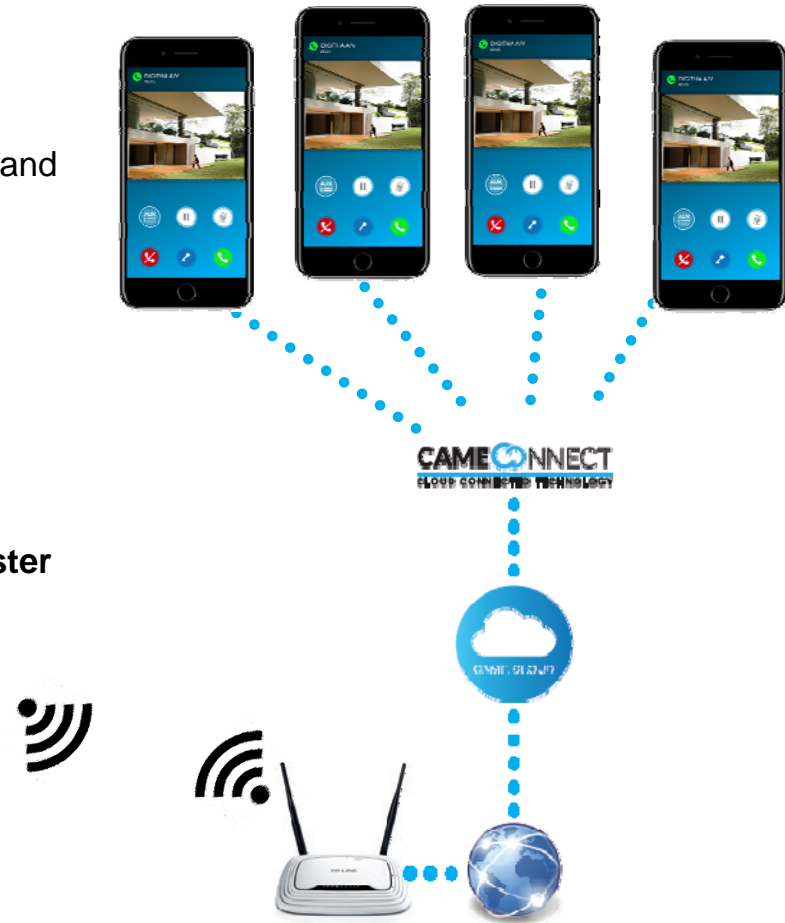
- **manage the video entry system** while being home or away;
- **receive audio/video calls** from the entry panel or porter;
- **open the door** or turn on the lights even from a remote location;
- **monitor** your system's entry panel video camera
- communicate with other receivers connected to the system;
- manage favorite **contacts lists**, logs of incoming, outgoing and missed calls.

## Apps

### XTS 7 and App

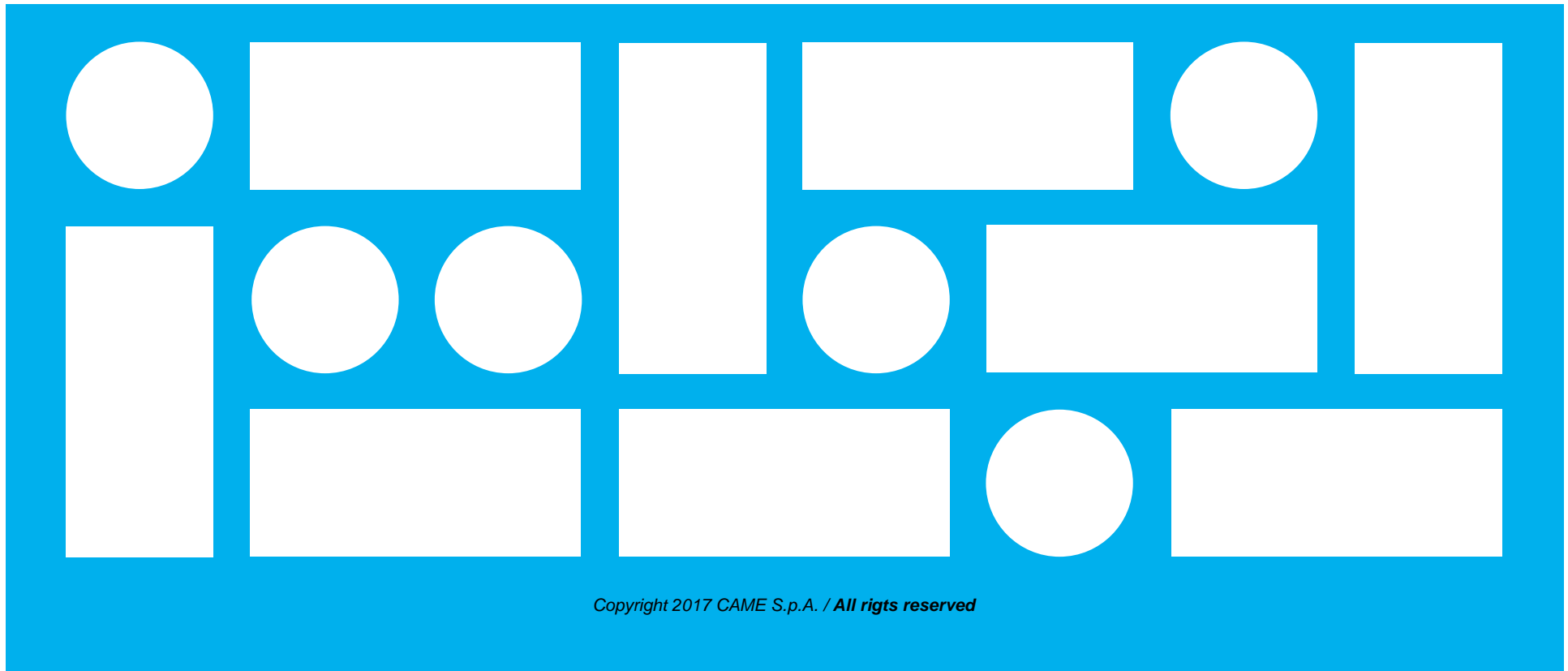
- XTS 7 (X2 and IP versions) **fully support the new iOS App** and the connection to the Cloud
- Apps are managed natively directly by the monitor. It is **not possible to add other licenses** to the monitor
- Limits:
  - X2 system: **4 apps maximum**. If there are more XTS 7 monitors in the apartment the master monitor **ONLY** manages the CameConnect link
  - IP system: **19 devices maximum managed by the master** (IP monitors and/or Apps)

*X2 or IP360  
system connection*





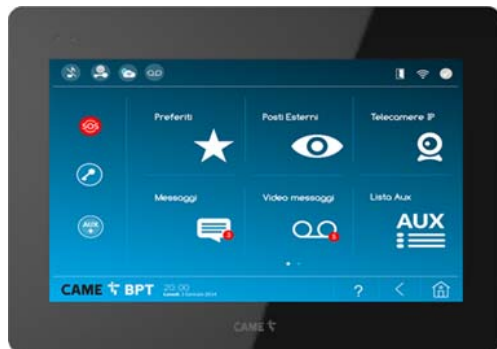
## 5. COMPETITORS BENCHMARK



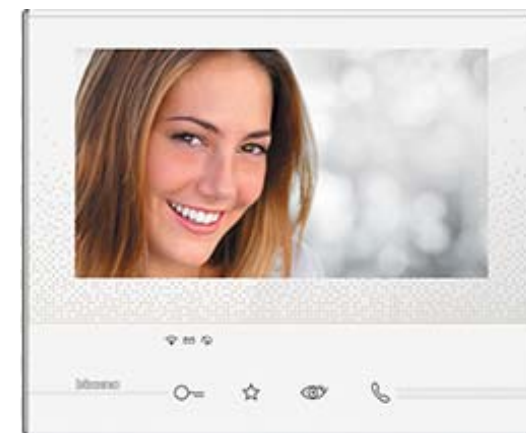
Copyright 2017 CAME S.p.A. / All rights reserved

## Competitors benchmark

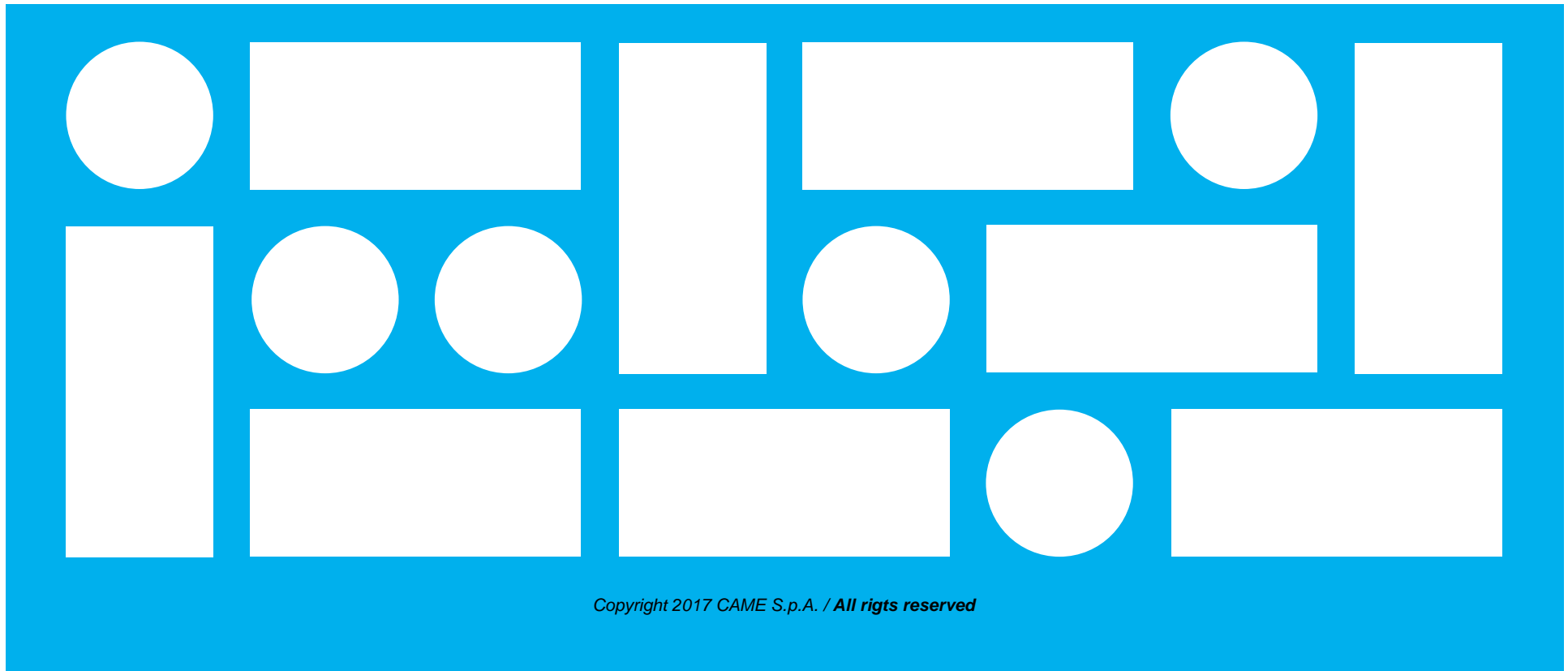
### Focus: 7" X2+Wi-Fi vs Bticino Classe 300X



✓	Capacitive Full touch screen	✗
✓	1024 x 600 pixels resolution	✗
✓	Semi-recessed installation	✗
✓	Wi-Fi on board to connect to the router	✓
✓	Video voicemail	✓
✓	Automatic door-opening	✓
✓	Video recording during call & CCTV	✗



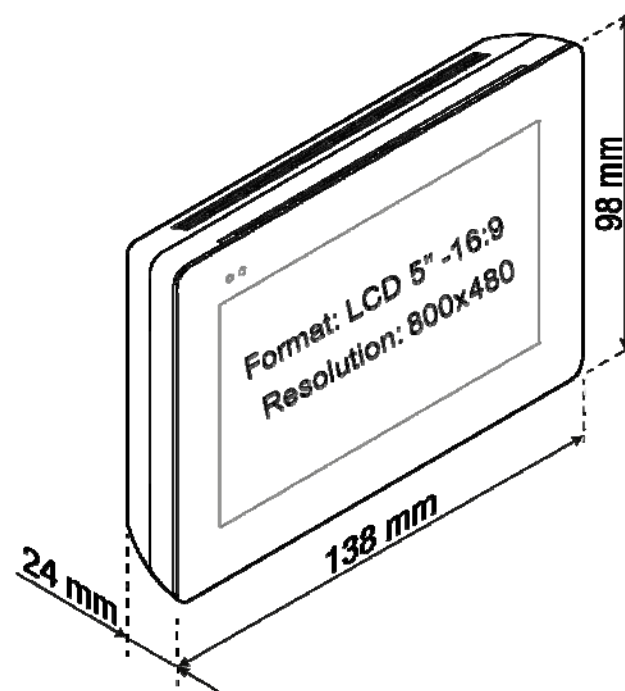
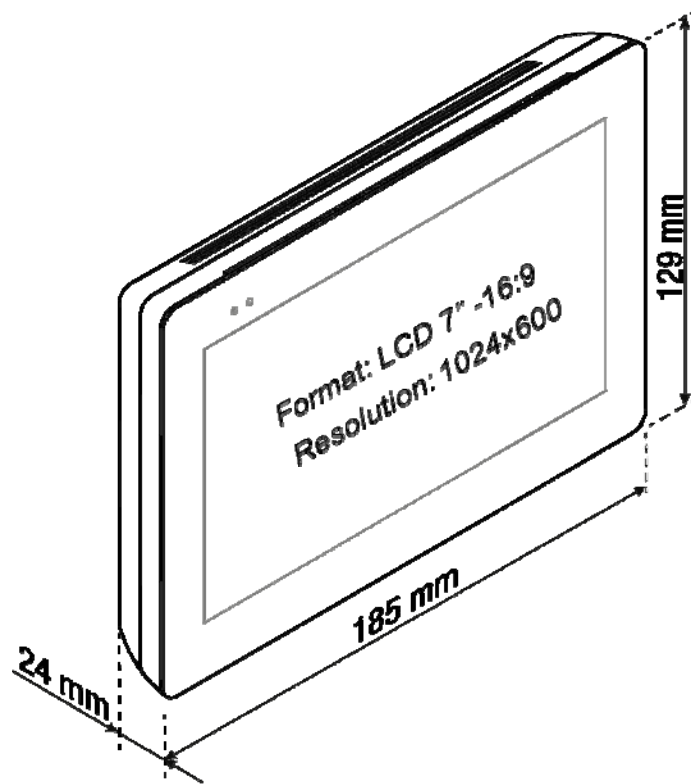
## 6. MAIN COMPONENTS



Copyright 2017 CAME S.p.A. / All rights reserved

## Main Components

### Dimensions



## Main Components

### Installation modes (1/2)

#### WALL

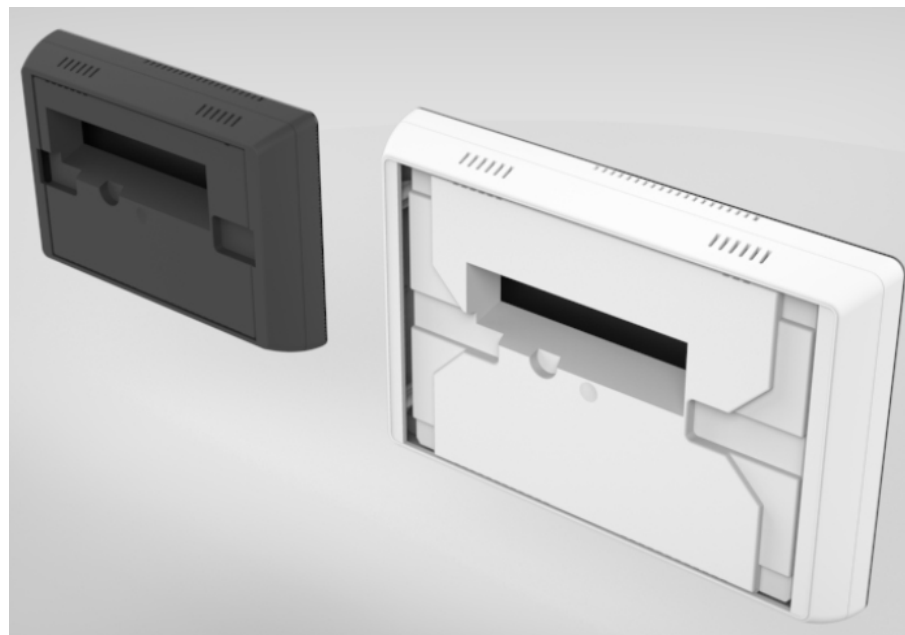
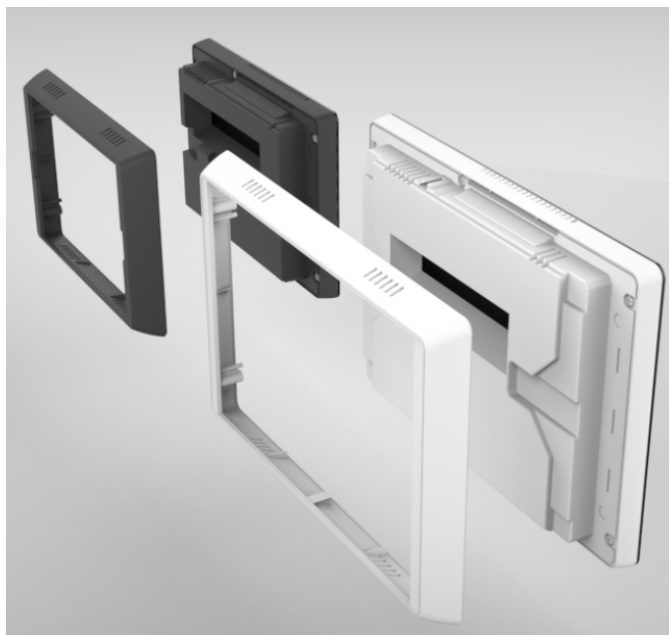


#### FLUSH




## Main Components

### Installation modes (2/2)




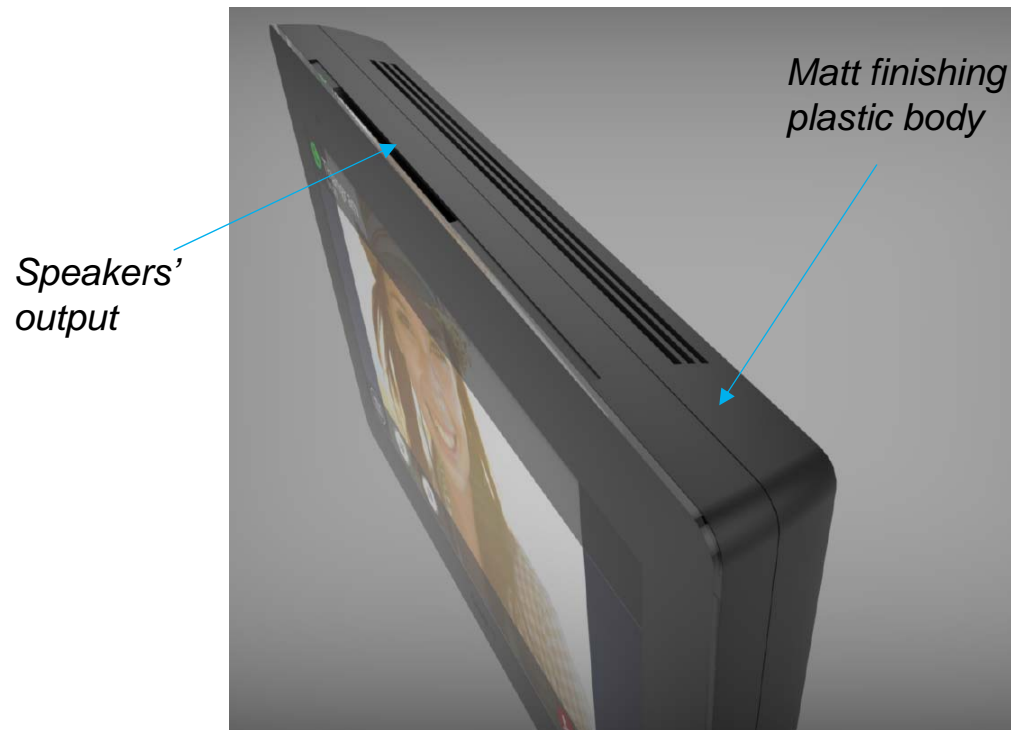
## Main Components

Installation: **NO SCREWS** mounting



## Main Components

### Materials and components

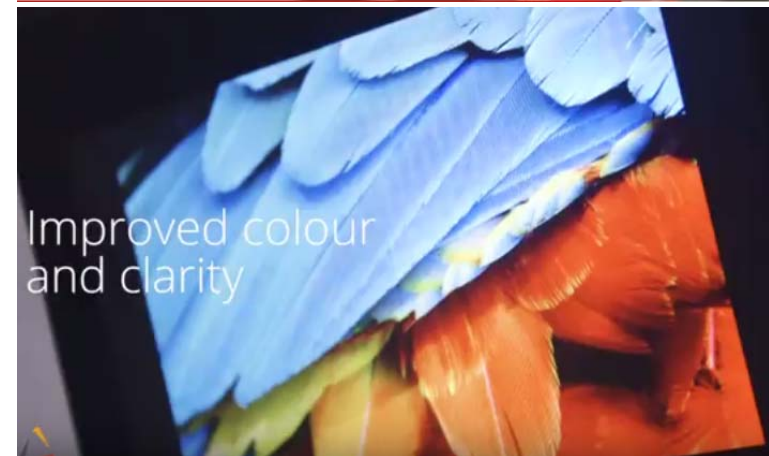
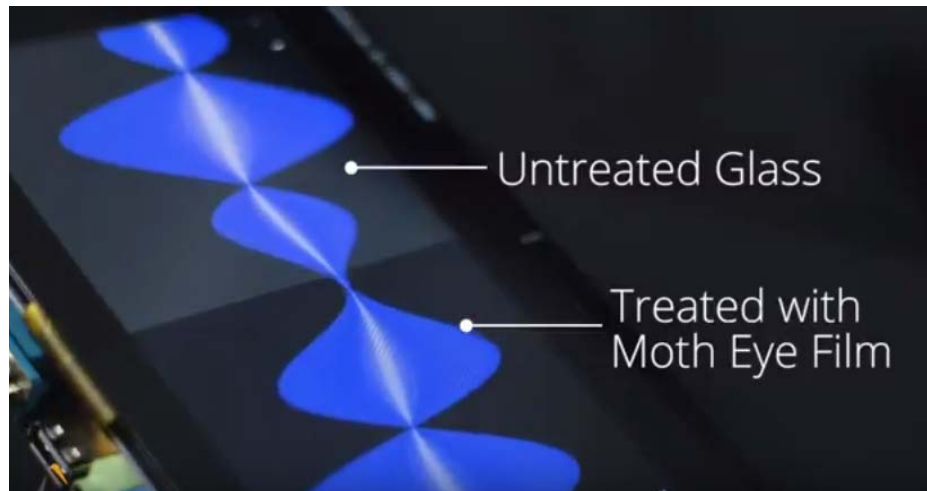




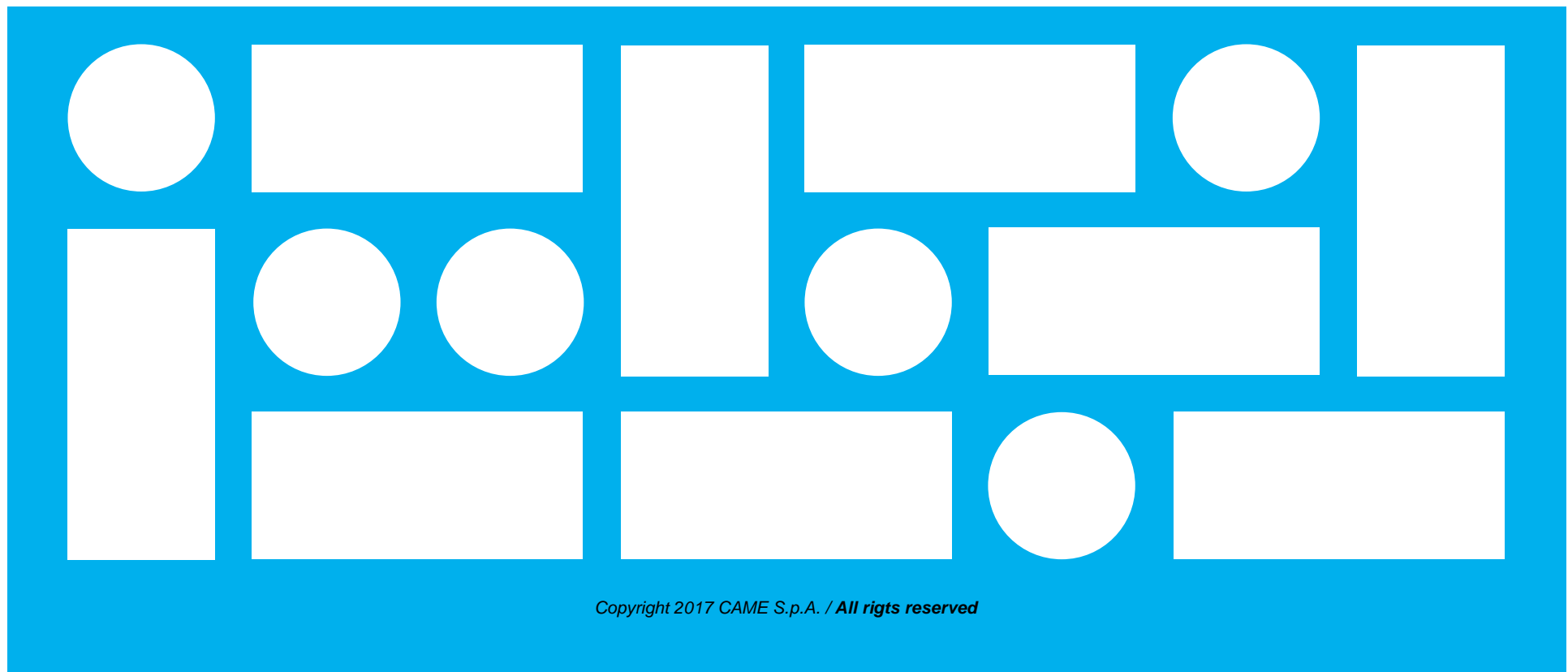
## Main Components

### Display: Moth-Eye technology

#### REDUCED REFLECTIONS



## 7. CODES MANAGEMENT















































Copyright 2017 CAME S.p.A. / All rights reserved

## COMMERCIAL DESCRIPTION

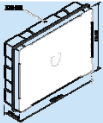
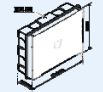
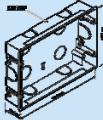
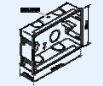




### How to read it

	Display	System	Colour	WiFi on board	Magnetic loop
<b>XTS</b>	<p>“7” = 7in</p> <p>“5” = 5in</p>	<p>“ ” = X2</p> <p>“IP” = IP360</p>	<p>“WH” = WHITE</p> <p>“BK” = BLACK</p>	<p>“ ” = NO</p> <p>“WIFI” = YES (“WF” = YES for BF version ONLY)</p>	<p>“ ” = NO</p> <p>“BF” = YES</p>

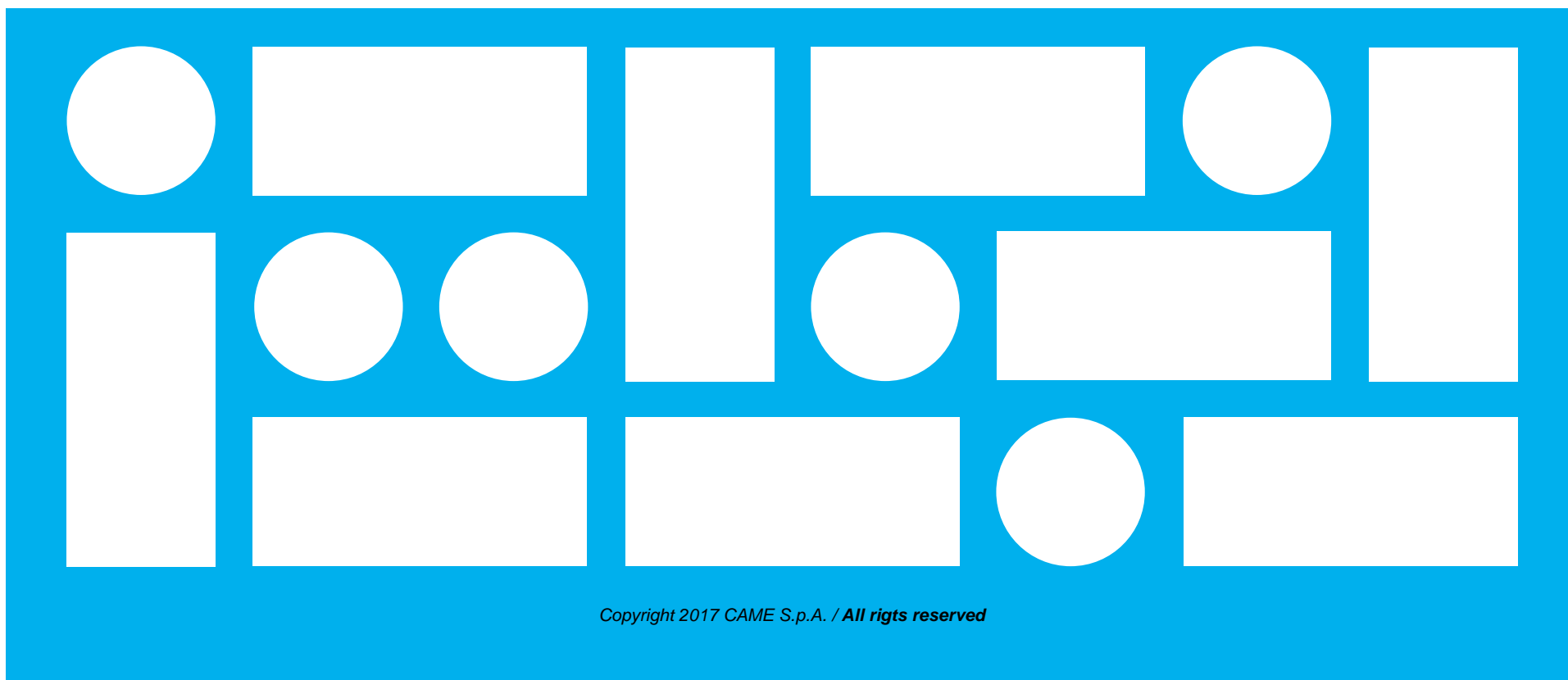
		Components included						
		Product Code	Model	Monitor	Power supply	Inst/user manual	other	Carton box
Monitor	X2	840CH-0030	XTS 7 WH WIFI				Wall support included	
		840CH-0040	XTS 7 BK WIFI				Wall support included	
		840CH-0050	XTS 7 WH WFBF				Wall support included	
	IP360	840CH-0060	XTS 7IP WH WIFI				Wall support included	
		840CH-0070	XTS 7IP BK WIFI				Wall support included	
		840CH-0080	XTS 7IP WH WFBF				Wall support included	
		840CH-0090	XTS 5IP WH				Wall support included	
		840CH-0100	XTS 5IP BK				Wall support included	

kits	Components included							
	Produ ctCod e	Mode l	Monitor	Entry panel	Power supply	Inst/user manual	other	Carton box
	8K40CF-008	XTS 7LVKIT	 n.1 XTS 7 WH WIFI	 LVC/01	VAS/100.30			
	8K40CF-009	XTS 7LVKIT-BF	 n.1 XTS 7 WH WFBF	 LVC/01	VAS/100.30			
	8K40CF-010	XTS 7IPMTMKIT	 n.1 XTS 7IP WH WIFI	 MTM VIP	4 PORTS POE switch (XNS04P)			

## Accessories

		Components included		
ProductC ode	Model	Item	Other	Carton box
840XC-0080	XTS 7SI			multibox
840XC-0090	XTS 5SI			multibox
840XC-0100	XTS 7SIC			multibox
840XC-0110	XTS 5SIC			multibox
840XC-0120	XTS 7KT		CAT5 2m-long connection cable	
840XC-0130	XTS 5KT		CAT5 2m-long connection cable	

## 8. TECHNICAL DATA



## Technical datas

	XTS 7IP WiFi	XTS 5IP	XTS 7 WiFi
<b>Dimensions (L x h x d mm)</b>	185 x 129 x 24	185 x 129 x 24	138 x 98 x 24
<b>WI-FI</b>	Yes	-	Yes
<b>Wireless standard</b>	IEEE 802.11b/g/n	-	IEEE 802.11b/g/n
<b>Ethernet port (RJ45)</b>	Yes	Yes	No
<b>PoE</b>	Yes - IEEE 802.3af-PD	Yes - IEEE 802.3af-PD	No
<b>X1 interface</b>	-	-	Yes
<b>Local power supply</b>	Yes	Yes	Yes
<b>Local call input</b>	Yes	Yes	Yes
<b>Alarm input</b>	Yes	Yes	Yes
<b>Display touch screen</b>	Yes	Yes	Yes
<b>Capacitive touchscreen</b>	Yes, Moth-Eye technology	Yes, Moth-Eye technology	Yes, Moth-Eye technology
<b>Risolution (pixels)</b>	1024x600	800x480	1024x600
<b>Audio half/full duplex</b>	full duplex	full duplex	half duplex
<b>Video voice mail</b>	Yes, 100 messages-10sec-	Yes, 100 messages-10sec-	Yes, 100 messages-10sec-
<b>Wall Installation (depth)</b>	Yes, 24 mm	Yes, 24 mm	Yes, 24 mm
<b>Flush installation (depth)</b>	Yes, 11 mm	Yes, 11 mm	Yes, 11 mm
<b>Table installation</b>	Yes	Yes	Yes



# THANKS FOR YOUR ATTENTION

**CAME S.p.A.**

Via Martiri della Libertà 15  
31030 Dosson di Casier (TV)

**T** 0422 49 40

**F** 0422 49 41

*Copyright 2017 CAME S.p.A.  
All rights reserved*